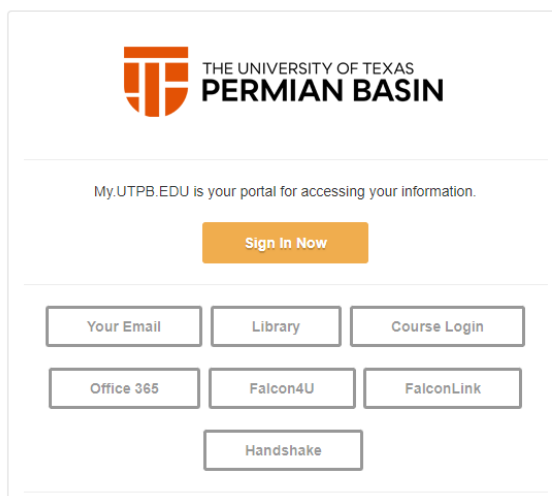


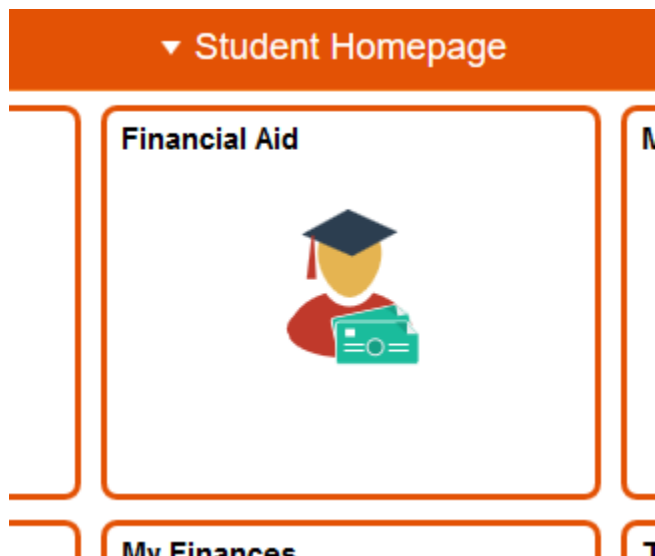
How to accept your scholarship on MyUTPB

1. Visit my.utpb.edu, click “Sign in now” and login using your Falcon ID and password.

my.utpb.edu



2. Choose the “Financial Aid” tab on the student homepage.



3. Select current academic year (Example: 2021-2022).


Select a Value

Financial Aid Year **2021-2022**

Financial Aid Year 2020-2021

4. Select “Accept/Decline” option on the left drop down menu.

2022

 Awards ^

Summary


Accept/Decline



Disbursements

Pending Aid

5. Click on “Edit” button or pencil icon to select award type.

Accept/Decline

Status Successful 

6. Select from drop down menu, “Accept”.

7. Keep in mind that your scholarship award amount is for the full academic year (fall and spring semesters).

8. Click “Submit” to confirm acceptance of aid.

9. Click “Yes” to finalize accepting of aid.

Please allow 2-3 business days for processing. If you have any questions regarding your scholarship contact scholarships@utpb.edu.