



THE UNIVERSITY OF TEXAS  
**PERMIAN BASIN**



---

**2021-2022**

---

Fact Book

# Table of Contents

Introduction .....	1
Mission, Vision, & Strategic Priorities .....	2
Accreditations .....	3
Student Highlights .....	4
Fall 2021 Student Enrollment .....	5
Fall 2021 Undergraduate Student Demographics .....	6
Fall 2021 Graduate Student Demographics .....	7
Fall 2021 Distance Education Enrollment .....	8
Retention & Graduation Rates .....	9
Degrees Awarded.....	10
Undergraduate Degrees Awarded by Programs .....	11
Graduate Degrees Awarded by Programs .....	13
Staff & Faculty Highlights .....	15
Staff by Employment Status and Occupational Category .....	16
Instructional Staff by Rank and Function.....	17
Instructional Staff by Gender & Race/Ethnicity .....	18
Full-Time Non-Instructional Staff by Occupational Category .....	19
Part-time Staff by Occupational Category .....	20
Finance Highlights.....	21
Grants.....	22
Expenditures.....	23
IPEDS Definitions.....	24



THE UNIVERSITY OF TEXAS  
**PERMIAN BASIN**



“As your president, I am on a mission to grow our University so that we can meet the needs of our region. Our number one priority is to equip every student with the tools they need to graduate and begin a fulfilling career.”

***Dr. Sandra Woodley***

***President, The University  
of Texas Permian Basin***

## Mission

*As a regional, comprehensive institution, The University of Texas Permian Basin serves a diverse community of students from the region, the state, and beyond. Through excellence in student-centered teaching, learning, research, and public service, the University cultivates engaged citizens and impacts lives while advancing technology and the public interests of West Texas.*

## Vision

The University of Texas Permian Basin will be an innovative, responsive university that thinks large and lives local. We will lead in advancing education, research, economic competitiveness, and cultural enrichment.



*Scan the QR code  
to learn more.*

## Strategic Priorities

*Student Success*

*Serve the Region*

*Advance Creativity &  
Knowledge*

*Responsible Stewardship*





# Accreditations

The Southern Association of Colleges and Schools Commission on Colleges (SACSCOC) serves as the accreditor for The University of Texas Permian Basin (UTPB). Discipline-specific accrediting agencies and governing bodies grant accreditation to the following academic programs:

College/Program	Accrediting Agency
<b>UT Permian Basin</b>	Southern Association of Colleges and Schools Commission on Colleges ( <a href="#">SACSCOC</a> )
<b>College of Arts and Sciences</b>	
<i>Music</i>	National Association of Schools of Music ( <a href="#">NASM</a> )
<i>Visual Arts</i>	National Association of School of Art and Design ( <a href="#">NASAD</a> )
<b>College of Business</b>	
<i>Business Administration</i>	The Association to Advanced Collegiate School of Business ( <a href="#">AACSB</a> )
<i>Energy and Land Management</i>	American Association of Professional Landmen
<b>College of Engineering</b>	
<i>Mechanical Engineering Program</i>	Engineering Accreditation Commission of <a href="#">ABET</a>
<i>Petroleum Engineering Program</i>	Engineering Accreditation Commission of <a href="#">ABET</a>
<b>College of Education</b>	
<i>Educator Certification</i>	The Council for Accreditation of Educator Preparation ( <a href="#">CAEP</a> )
<i>Texas Education Agency</i>	Accountability System for Educator Preparation ( <a href="#">TEA</a> )
<b>College of Health Sciences &amp; Human Performance</b>	
<i>Nursing</i>	Commission on Collegiate Nursing Education ( <a href="#">CCNE</a> )
<i>Social Work</i>	Council on Social Work Education ( <a href="#">CSWE</a> )



# Student Highlights

\*Total degrees awarded

**1,371**



Over **45** student organizations



Over **\$11** million in scholarships disbursed



About **2** million \*library collections



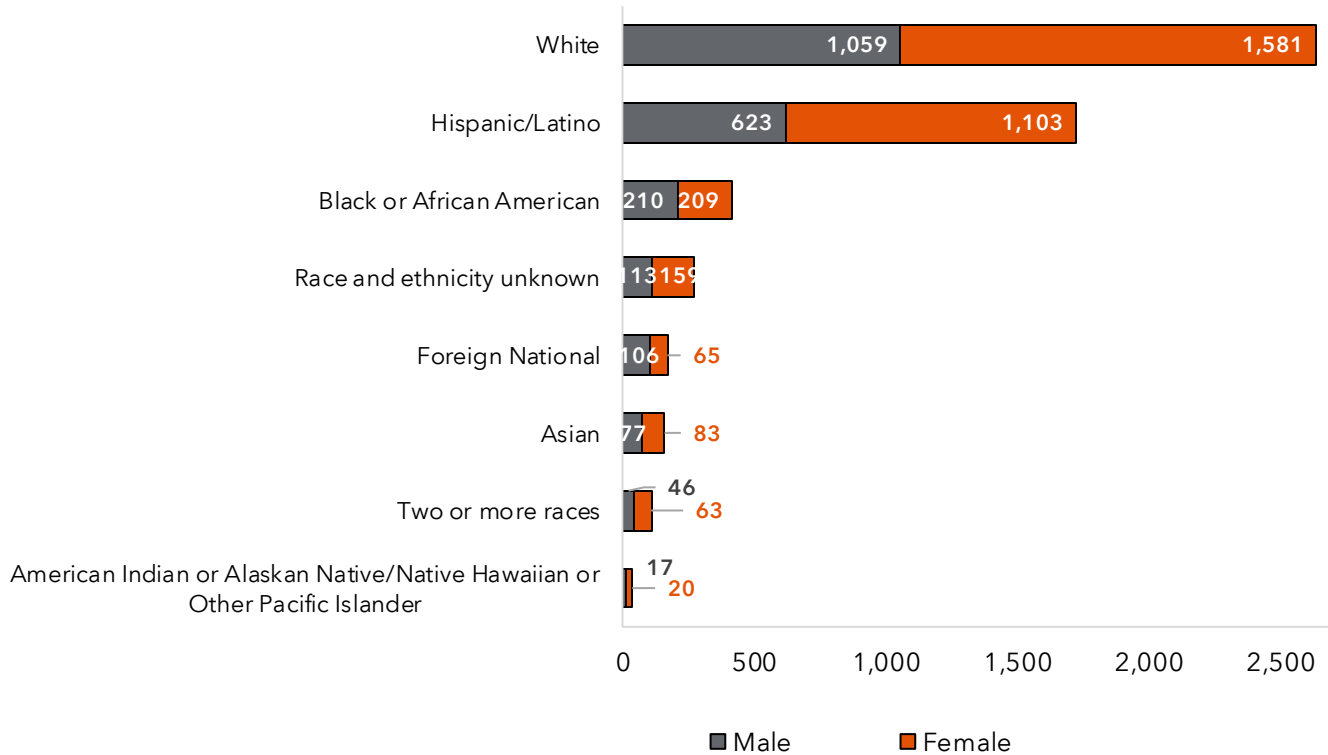
2  
0  
2  
1  
—  
2  
0  
2  
2

*Data Source: IPEDS 2021-22 Finance. \*Total degrees awarded include first major students earning a bachelor's or master's degree, awarded between July 1, 2020, and June 30, 2021. \*Library collections include physical and digital collections (books, databases, media, serials).*



# Fall 2021 Student Enrollment

## Race/Ethnicity & Gender



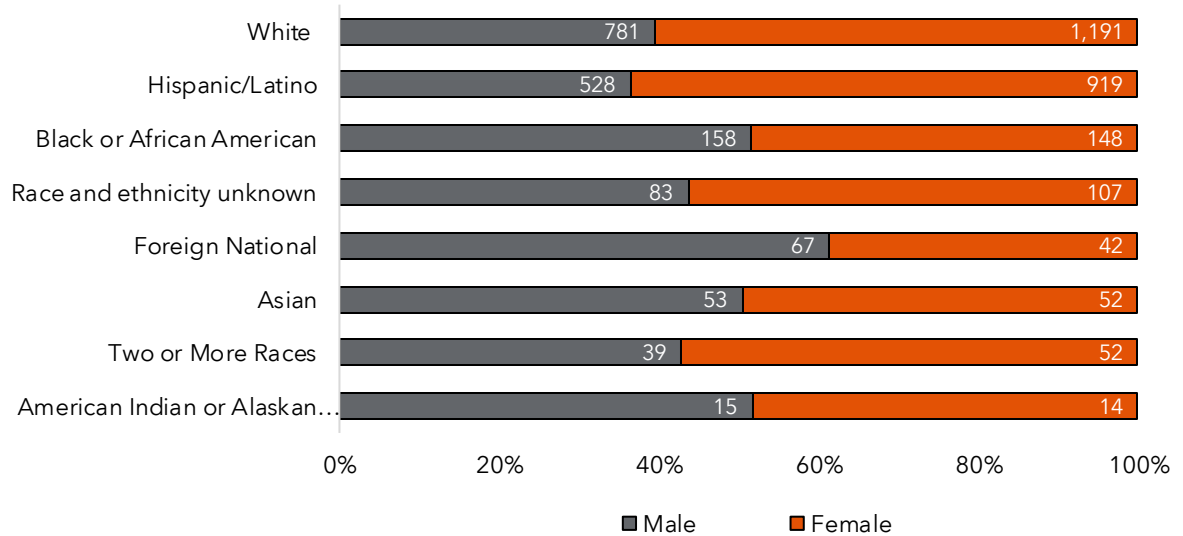
Race/Ethnicity & Gender	Male	Female	Total
White	1,059	1,581	2,640
Hispanic/Latino	623	1,103	1,726
Black or African American	210	209	419
Race and ethnicity unknown	113	159	272
Foreign National	106	65	171
Asian	77	83	160
Two or more races	46	63	109
American Indian/Alaskan Native/Native Hawaiian or Other Pacific Islander	17	20	37
<b>Total</b>	<b>2,251</b>	<b>3,283</b>	<b>5,534</b>

Data Source: 2021-22 IPEDS Fall Enrollment. Note: The data includes all full-time and part-time undergraduate and graduate students enrolled for credit as of October 15, 2021. The student population includes those who are degree/certificate-seeking, non-degree/non-certificate-seeking, first-time, transfer-in, and continuing students.

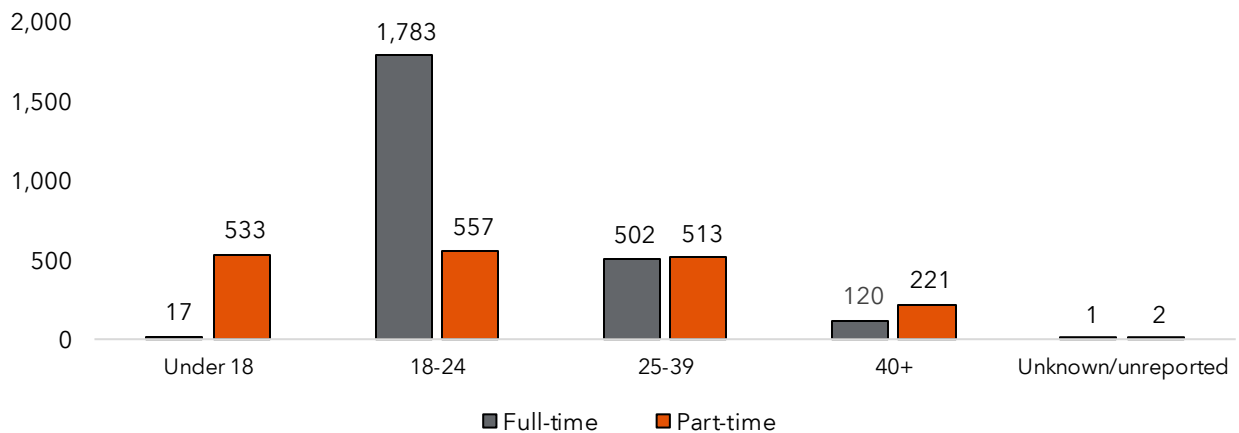


# Fall 2021 Undergraduate Student Demographics

## Ethnicity/Race & Gender



## Age and Status



### Undergraduate Student Enrollment by Age and Status

Age	Full-time	Part-time	Total
Under 18	17	533	550
18-24	1,783	557	2,340
25-39	502	513	1,015
40+	120	221	334
Unknown/unreported	1	2	3
<b>Total</b>	<b>2,423</b>	<b>1,826</b>	<b>4,249</b>

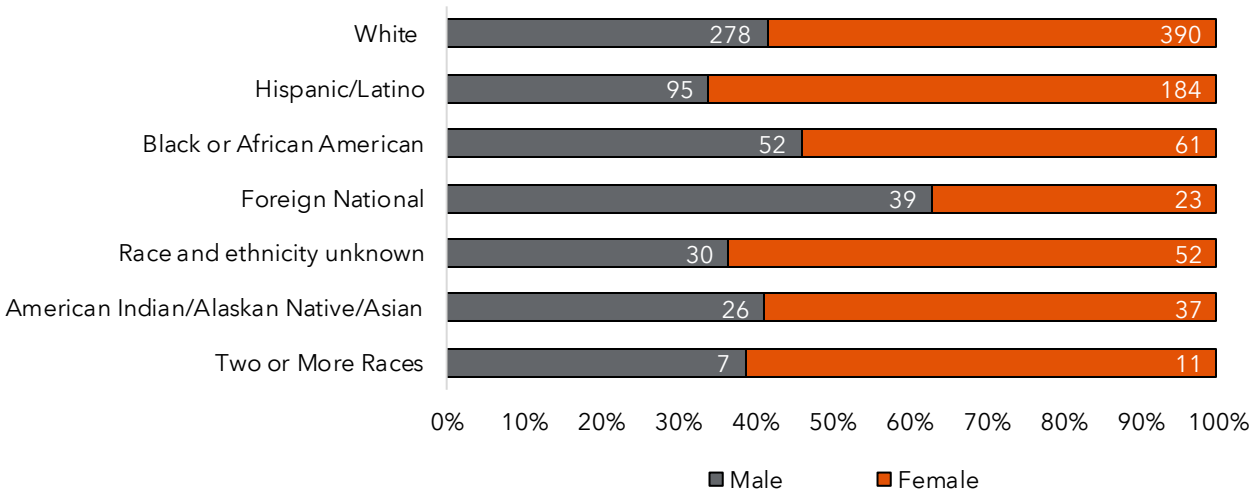
Data Source: 202-22 IPEDS Fall Enrollment. Note: The data includes all full-time and part-time undergraduate students enrolled for credit as of October 15, 2021. The student population includes those who are degree/certificate-seeking, non-degree/non-certificate-seeking, first-time, transfer-in, and continuing students.



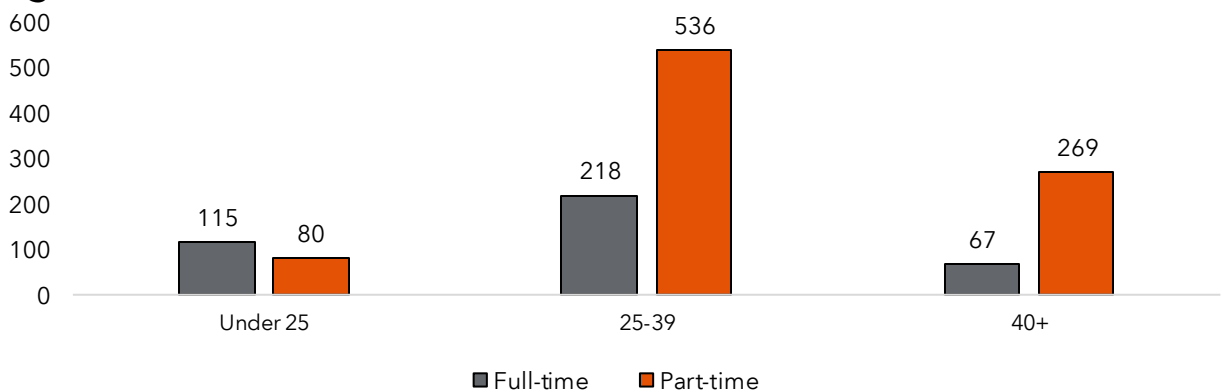


# Fall 2021 Graduate Student Demographics

## Ethnicity/Race & Gender



## Age & Status

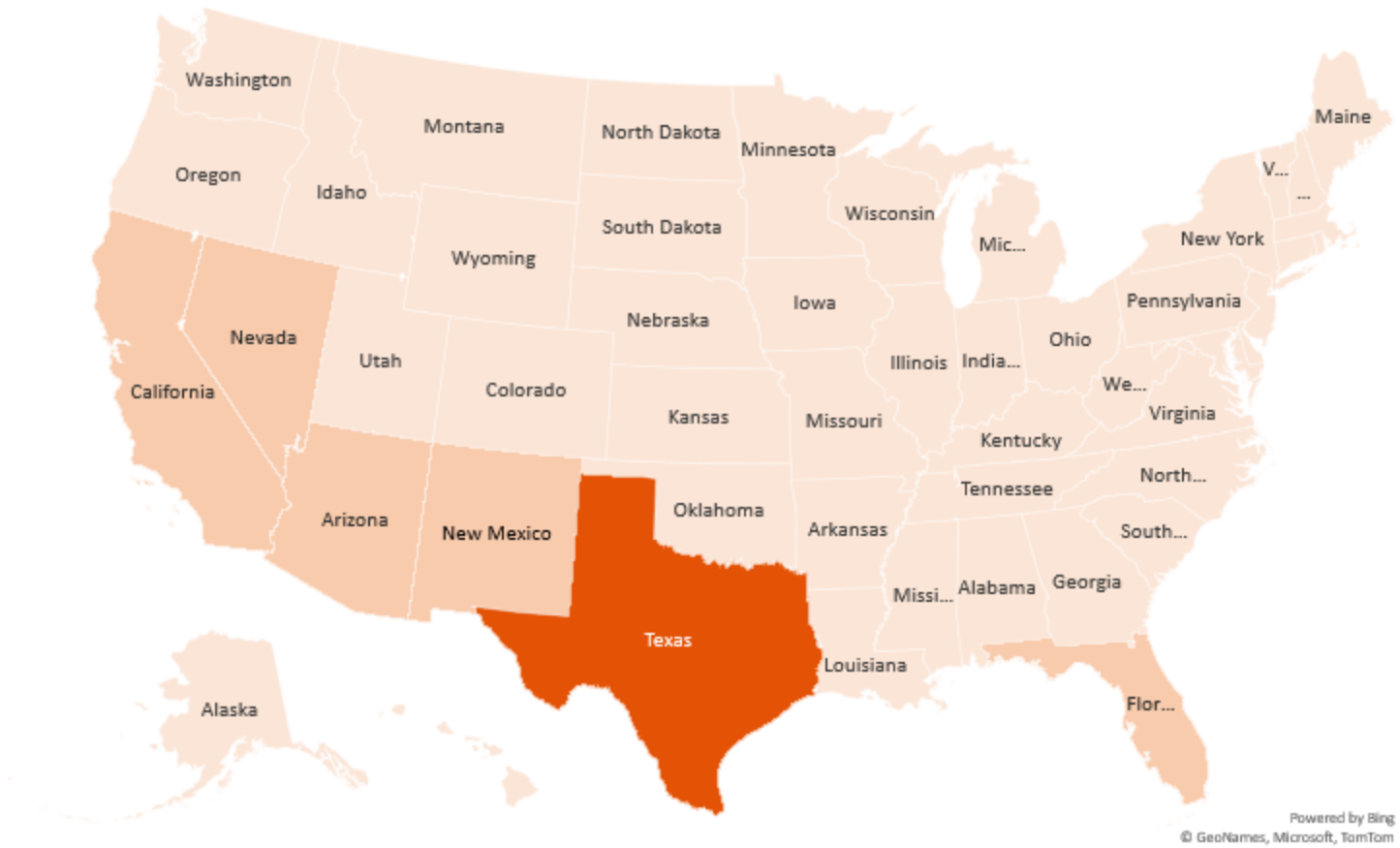


## Fall Enrollment Headcount

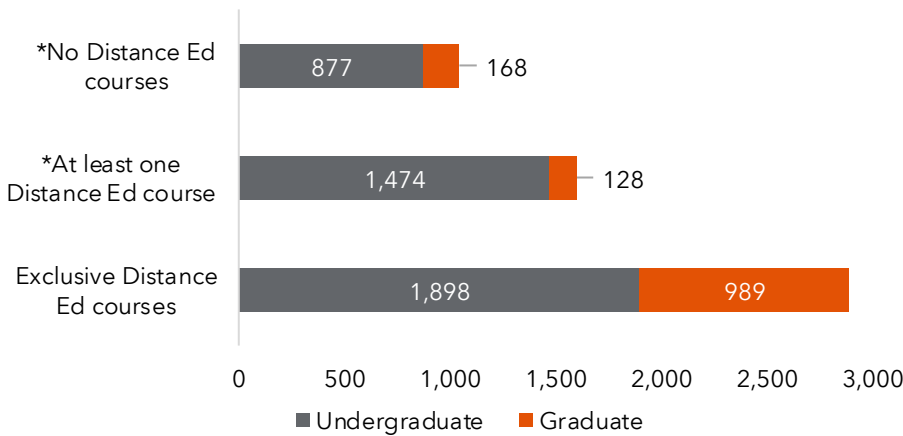
Age	Full-time	Part-time	Total
Under 25	115	80	195
25-39	218	536	754
40-64	67	269	336
<b>Total</b>	<b>400</b>	<b>885</b>	<b>1,285</b>

Data Source: 2021-22 IPEDS Fall Enrollment. Note: The data includes all full-time and part-time graduate students enrolled for credit as of October 15, 2021. The student population includes those who are degree/certificate-seeking, non-degree/non-certificate-seeking, first-time, and non-first time students.

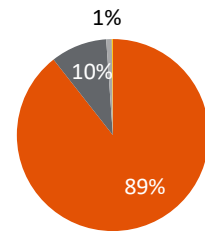
# Fall 2021 Distance Education Enrollment



Powered by Bing  
© GeoNames, Microsoft, TomTom



## Exclusive Distance Ed Students



■ Located in Texas 
 ■ Other US States 
 ■ Foreign Country 
 ■ Unknown

	Undergraduate	Graduate	Total
Exclusive Distance Ed courses	1,898	989	<b>2,887</b>
*At least one Distance Ed course	1,474	128	<b>1,602</b>
*No Distance Ed courses	877	168	<b>1,045</b>
<b>Total</b>	<b>4,249</b>	<b>1,285</b>	<b>5,534</b>

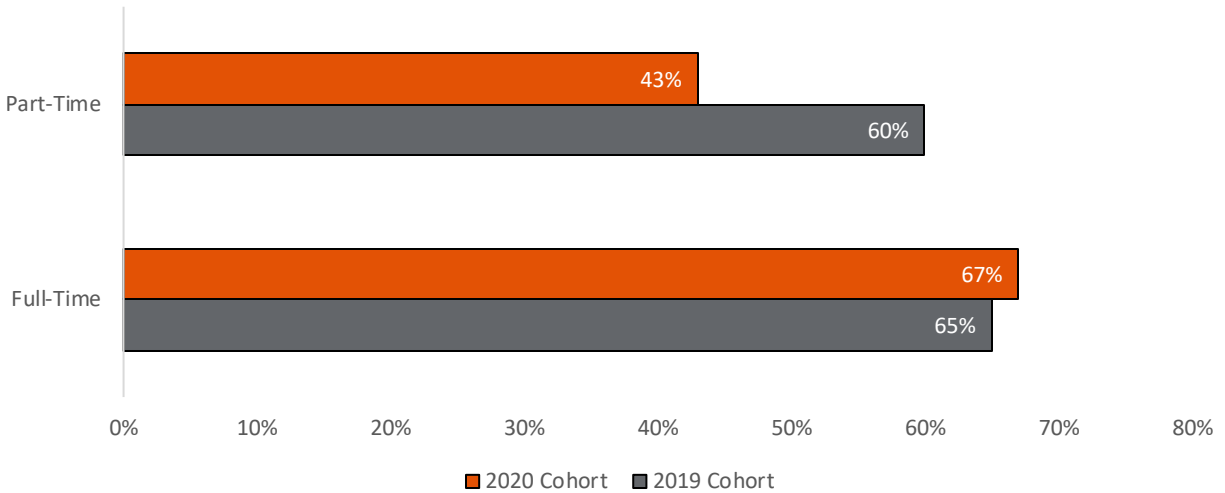
Data Source: 2021-22 IPEDS Fall Enrollment. Note: The data includes all full-time and part-time undergraduate and graduate students enrolled for credit as of October 15, 2021. The student population includes those who are degree/certificate-seeking, non-degree/non-certificate-seeking, first-time, transfer-in, and continuing students.

\*Not included in the pie chart.



# Retention & Graduation Rates

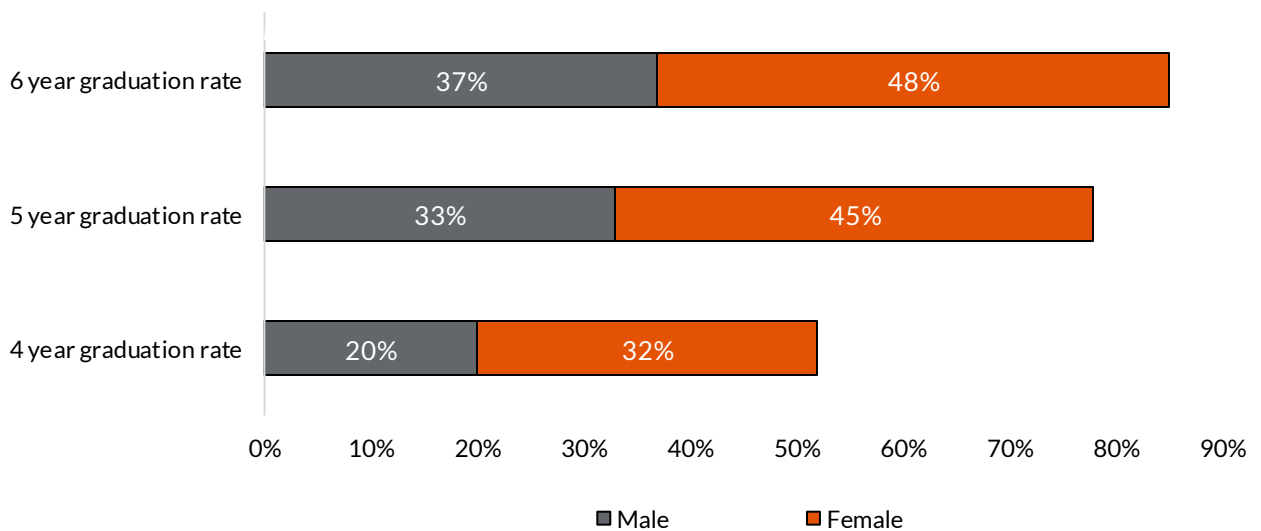
## \*Retention Rates 2020-2021



Fall Cohorts	Full-Time Students		Part-time Students	
	2019 Cohort	2020 Cohort	2019 Cohort	2020 Cohort
	355	439	47	63

Data Source: 2021-22 IPEDS Fall Enrollment. \*Retention rates reflects first-time bachelor's 2019 and 2020 cohort with enrollment between August 1 and October 31, and retention based on the following fall semester.

## Graduation Rates

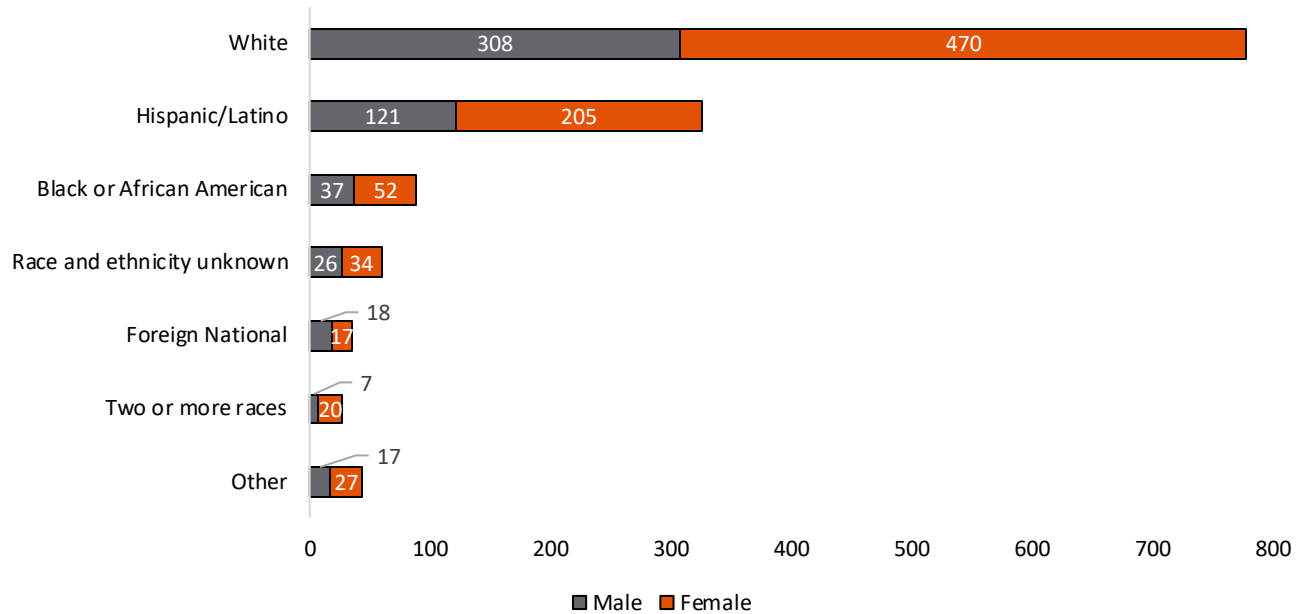


Data Source: 2021-22 IPEDS Graduation Rates. Includes overall graduation rates for undergraduate students who completed a bachelor's or equivalent with a completion status of 150%.



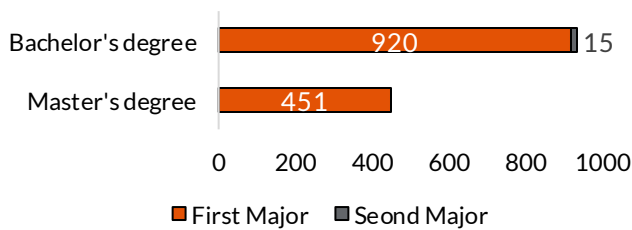
# Degrees Awarded 2020-2021

## All Completers



All Completers	Male	Female	Total
White	308	470	<b>778</b>
Hispanic/Latino	121	205	<b>326</b>
Black or African American	37	52	<b>89</b>
Race and ethnicity unknown	26	34	<b>60</b>
Other	17	27	<b>44</b>
Foreign National	18	17	<b>35</b>
Two or more races	7	20	<b>27</b>
<b>Total</b>	<b>534</b>	<b>825</b>	<b>1,359</b>

## Total Awards

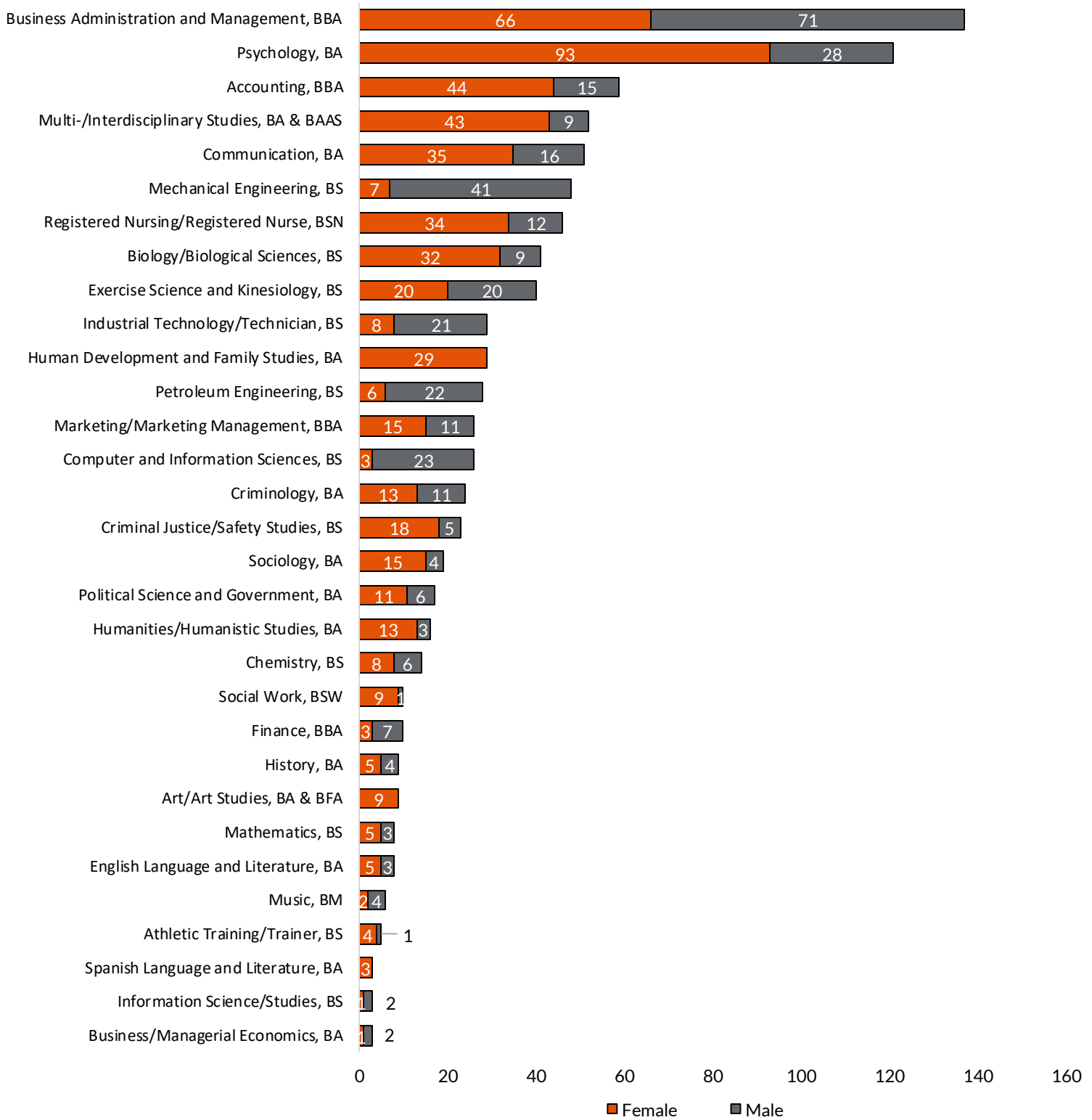


	1st Major	2nd Major	Total
Bachelor's degree	920	15	<b>935</b>
Master's degree	451	0	<b>451</b>
<b>Total</b>	<b>1,371</b>	<b>15</b>	<b>1,386</b>

Data Source: IPEDS 2021-22 Completions. Note: The reporting period is between July 1, 2020 and June 30, 2021. \*The number of completers reflects an unduplicated count of students who earned an award between the reporting period, regardless of how many awards he/she earned.



# Undergraduate Degrees Awarded by Programs, 2020-2021



Data Source: IPEDS 2021-22 Completions. Includes first major bachelor degrees awarded between July 1, 2020 and June 30, 2021.



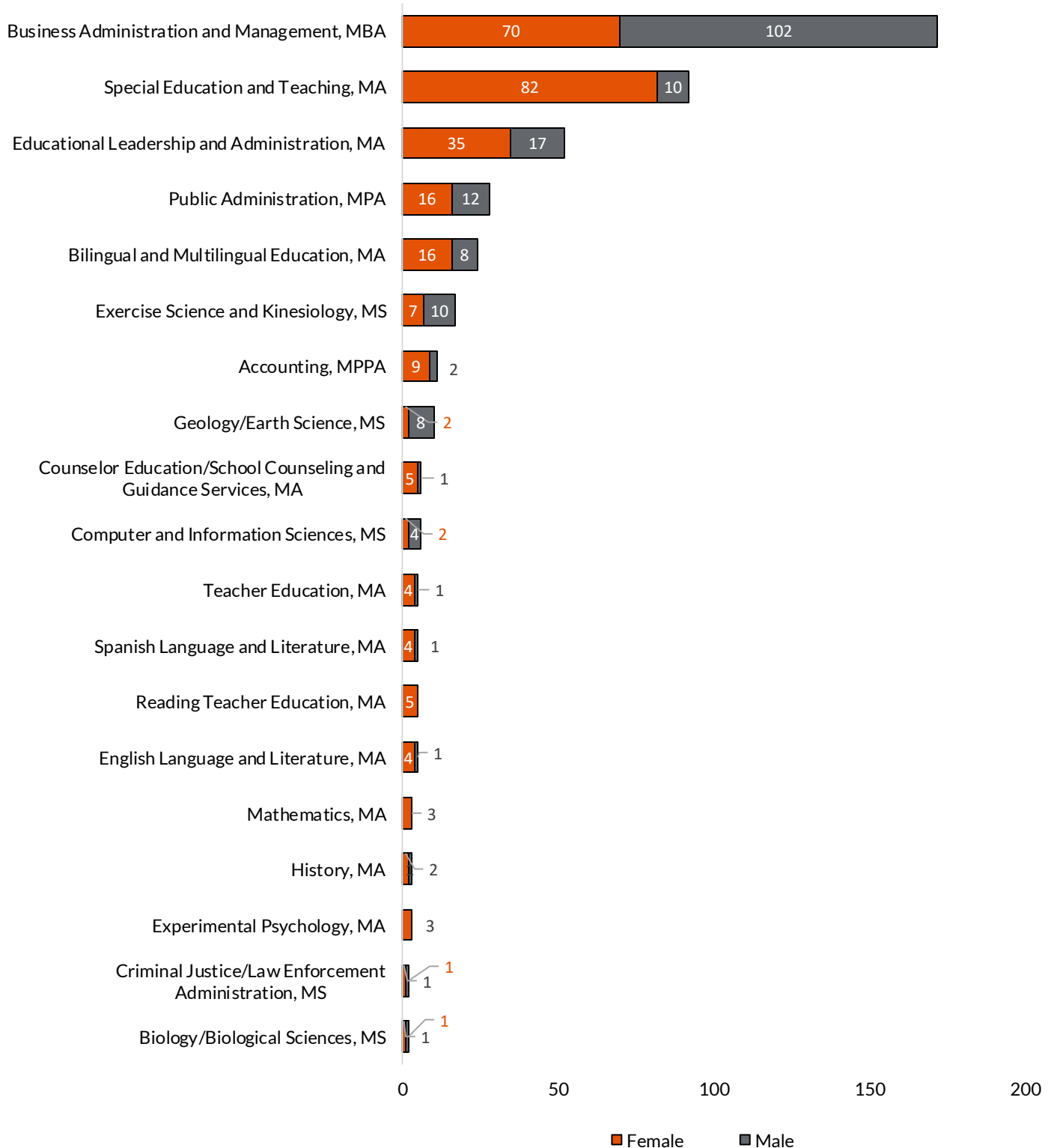
## Undergraduate Degrees Awarded by Programs, 2020-2021

Academic Plan	Female	Male	Total
<i>Business Administration and Management, BBA</i>	66	71	137
<i>Psychology, BA</i>	93	28	121
<i>Accounting, BBA</i>	44	15	59
<i>Multi-/Interdisciplinary Studies, BA &amp; BAAS</i>	43	9	52
<i>Communication, BA</i>	35	16	51
<i>Mechanical Engineering, BS</i>	7	41	48
<i>Registered Nursing/Registered Nurse, BSN</i>	34	12	46
<i>Biology/Biological Sciences, BS</i>	32	9	41
<i>Exercise Science and Kinesiology, BS</i>	20	20	40
<i>Human Development and Family Studies, BA</i>	29	0	29
<i>Industrial Technology/Technician, BS</i>	8	21	29
<i>Petroleum Engineering, BS</i>	6	22	28
<i>Computer and Information Sciences, BS</i>	3	23	26
<i>Marketing/Marketing Management, BBA</i>	15	11	26
<i>Criminology, BA</i>	13	11	24
<i>Criminal Justice/Safety Studies, BS</i>	18	5	23
<i>Sociology, BA</i>	15	4	19
<i>Political Science and Government, BA</i>	11	6	17
<i>Humanities/Humanistic Studies, BA</i>	13	3	16
<i>Chemistry, BS</i>	8	6	14
<i>Finance, BBA</i>	3	7	10
<i>Social Work, BSW</i>	9	1	10
<i>Art/Art Studies, BA &amp; BFA</i>	9	0	9
<i>History, BA</i>	5	4	9
<i>English Language and Literature, BA</i>	5	3	8
<i>Mathematics, BS</i>	5	3	8
<i>Music, BM</i>	2	4	6
<i>Athletic Training/Trainer, BS</i>	4	1	5
<i>Business/Managerial Economics, BA</i>	1	2	3
<i>Information Science/Studies, BS</i>	1	2	3
<i>Spanish Language and Literature, BA</i>	3	0	3
<b>Total</b>	<b>560</b>	<b>360</b>	<b>920</b>

Data Source: IPEDS 2021-22 Completions. Includes first major bachelor degrees awarded between July 1, 2020 and June 30, 2021.



# Graduate Degrees Awarded by Programs, 2020-2021



Data Source: IPEDS 2021-22 Completions. Includes first major Master degrees awarded between July 1, 2020 and June 30, 2021.



## Graduate Degrees Awarded by Programs, 2020-2021

Academic Plan	Female	Male	Total
<i>Business Administration and Management, MBA</i>	70	102	172
<i>Special Education and Teaching, MA</i>	82	10	92
<i>Educational Leadership and Administration, MA</i>	35	17	52
<i>Public Administration, MPA</i>	16	12	28
<i>Bilingual and Multilingual Education, MA</i>	16	8	24
<i>Exercise Science and Kinesiology, MS</i>	7	10	17
<i>Accounting, MPPA</i>	9	2	11
<i>Geology/Earth Science, MS</i>	2	8	10
<i>Computer and Information Sciences, MS</i>	2	4	6
<i>Counselor Education/School Counseling and Guidance Services, MA</i>	5	1	6
<i>English Language and Literature, MA</i>	4	1	5
<i>Reading Teacher Education, MA</i>	5	0	5
<i>Spanish Language and Literature, MA</i>	4	1	5
<i>Teacher Education, MA</i>	4	1	5
<i>Experimental Psychology, MA</i>	3	0	3
<i>History, MA</i>	2	1	3
<i>Mathematics, MA</i>	3	0	3
<i>Biology/Biological Sciences, MS</i>	1	1	2
<i>Criminal Justice/Law Enforcement Administration, MS</i>	1	1	2
<b>Total</b>	<b>271</b>	<b>180</b>	<b>451</b>

Data Source: IPEDS 2021-22 Completions. Includes first major Master degrees awarded between July 1, 2020 and June 30, 2021.





# Falcon Family Highlights



**UTeach** Programs available to undergraduates majoring in education

2

0



**13:1** Student-to-faculty ratio

2

1



Blackstone LaunchPad Entrepreneurship Network available to all students and recent alumni

—

2

0



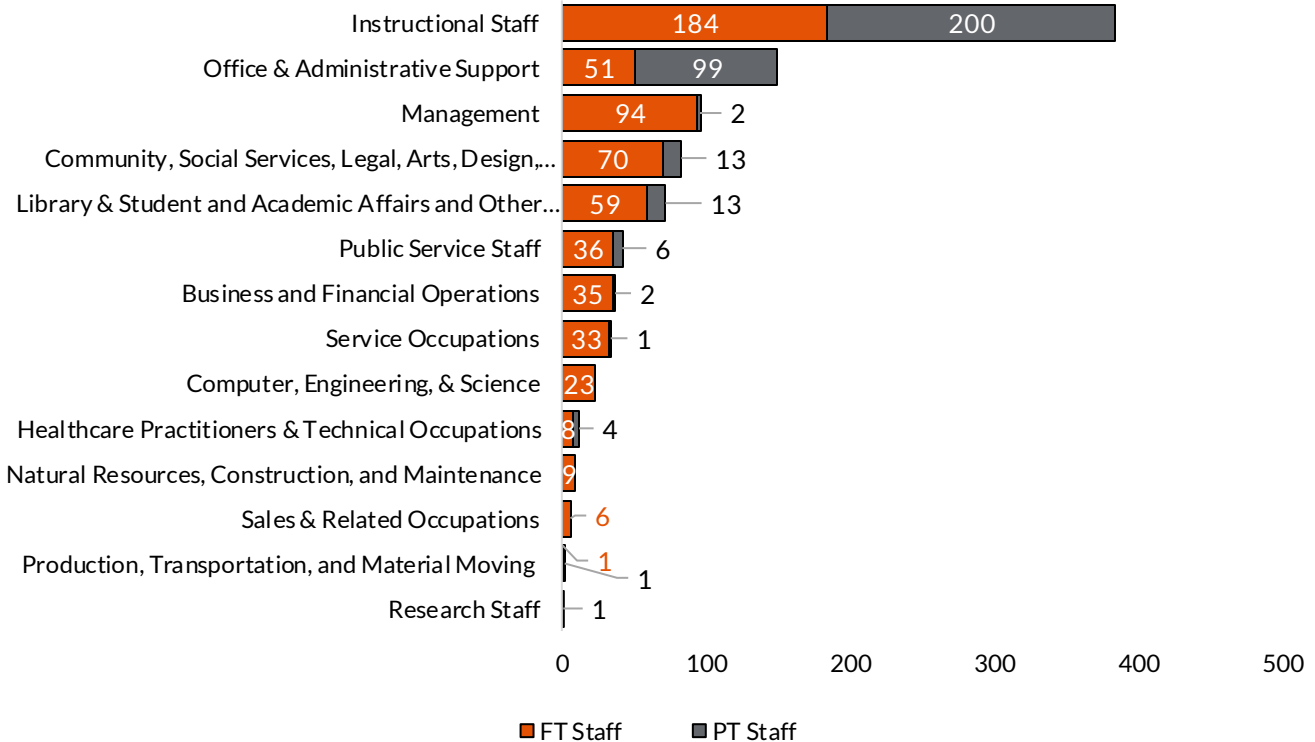
Over **10** workforce certificates offered to meet the employment needs of the community

2

2



# Staff by Employment Status & Occupational Category, Fall 2021



Occupational Category	FT Staff	PT Staff	*FTE Staff
Instructional Staff	184	200	251
Management	94	2	95
Office & Administrative Support	51	99	84
Community, Social Services, Legal, Arts, Design, Entertainment, Sports and Media	70	13	74
Library & Student and Academic Affairs and Other Education Services	59	13	63
Public Service Staff	36	6	38
Business and Financial Operations	35	2	36
Service Occupations	33	1	33
Computer, Engineering, & Science	23	0	23
Natural Resources, Construction, and Maintenance	9	0	9
Healthcare Practitioners & Technical Occupations	8	4	9
Sales & Related Occupations	6	0	6
Production, Transportation, and Material Moving	1	1	1
Research Staff	0	1	0
<b>Total</b>	<b>609</b>	<b>342</b>	<b>722</b>

Data Source: IPEDS 2021-22 Human Resources (HR). Note: Graduate assistants are not included in the data shown above. \*FTE Staff is calculated by summing the total number of full-time staff from the Employees by Assigned Position (EAP) component and adding one-third of the total number of part-time staff.



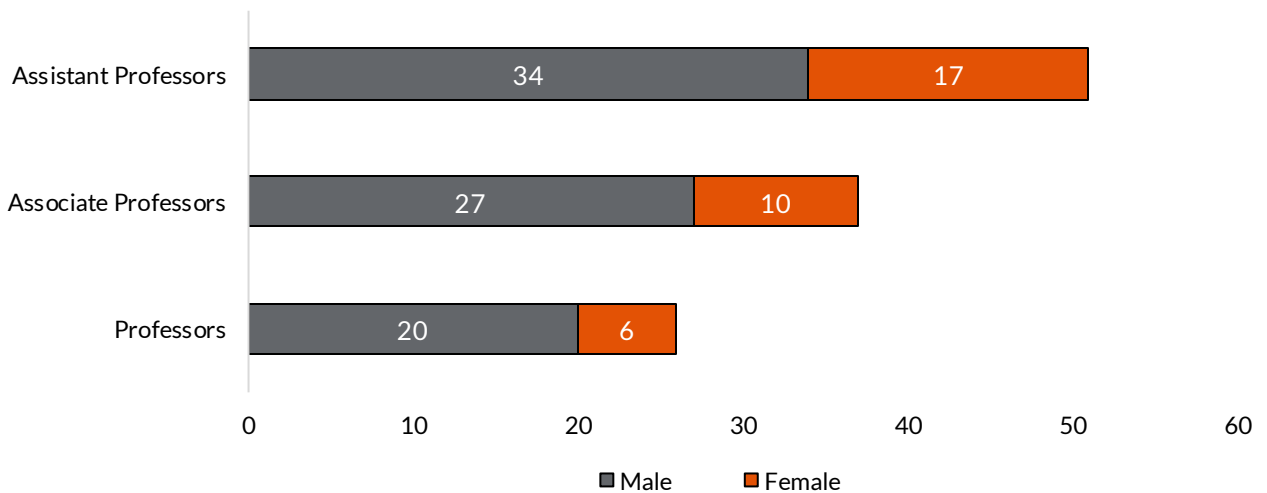
# Instructional Staff by Function and Rank, Fall 2021

## Instructional Staff by Function



Data Source: IPEDS 2021-22 Human Resources (HR). Note: Includes full-time instructional staff with and without faculty status.

## Tenured/Tenure-Track Faculty by Academic Rank

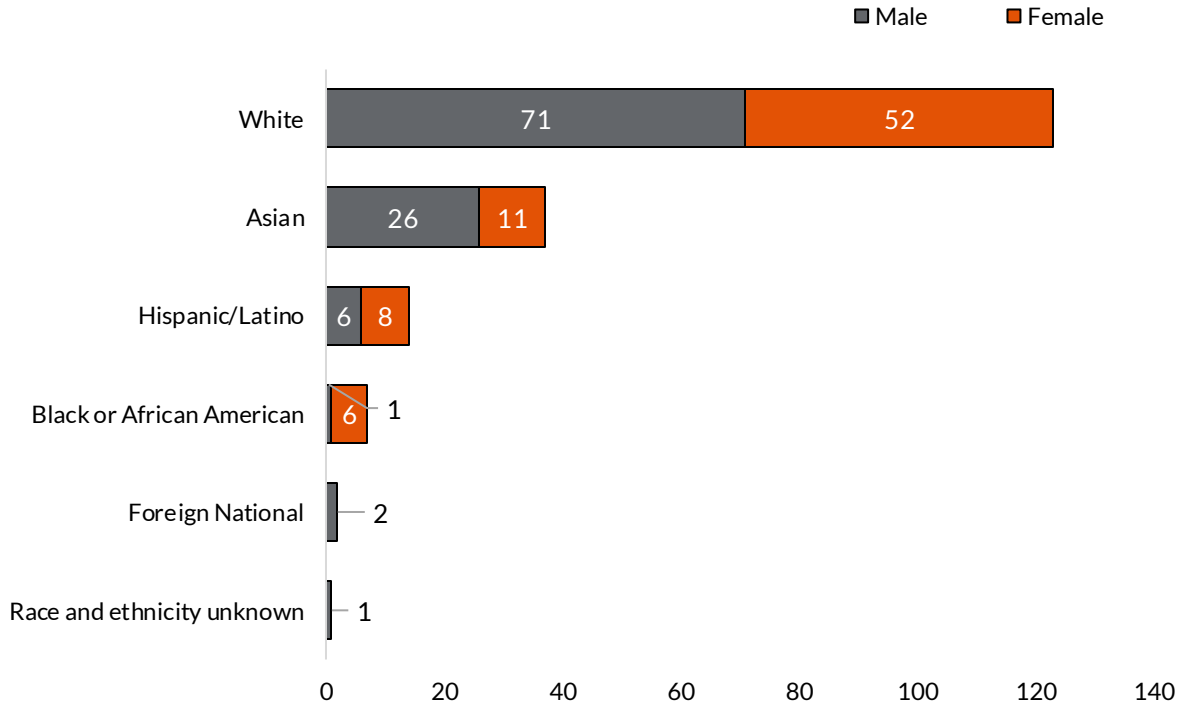


Academic Rank	Male	Female	Total
Assistant Professors	34	17	51
Associate Professors	27	10	37
Professors	20	6	26
<b>Total</b>	<b>81</b>	<b>33</b>	<b>114</b>

Data Source: IPEDS 2021-22 Human Resources (HR). Note: Includes full-time instructional staff with faculty status.



# Full-Time Instructional Staff

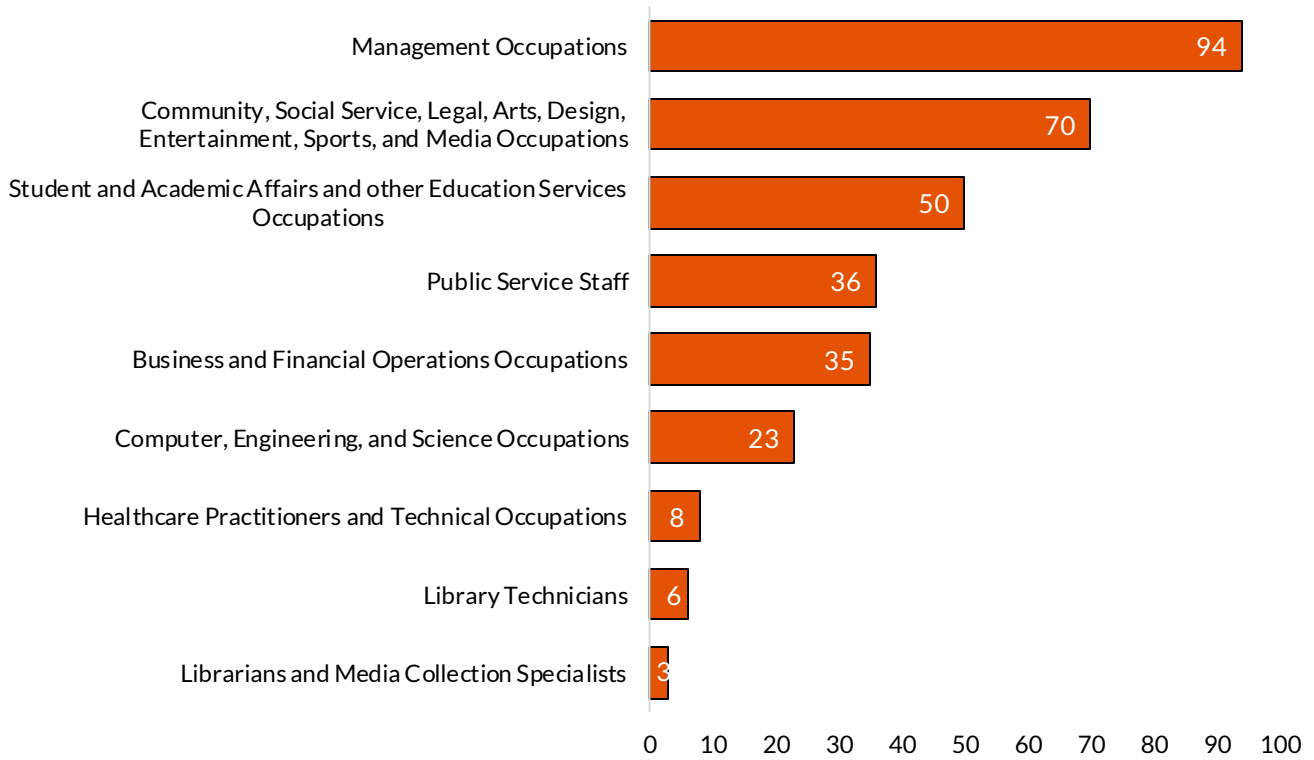


Full-time Instructional Staff				
Race/ethnicity	Male	Female	Total	
White	71	52	123	
Asian	26	11	37	
Hispanic/Latino	6	8	14	
Black or African American	1	6	7	
Foreign National	2	0	2	
Race and ethnicity unknown	1	0	1	
<b>Total</b>	<b>107</b>	<b>77</b>	<b>184</b>	

Data Source: IPEDS 2021-22 Human Resources (HR). \*Includes all full-time instructional staff with and without faculty status.



# Full-Time Non-Instructional Staff

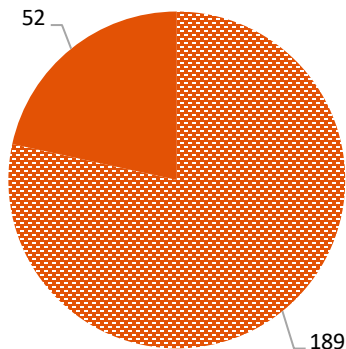
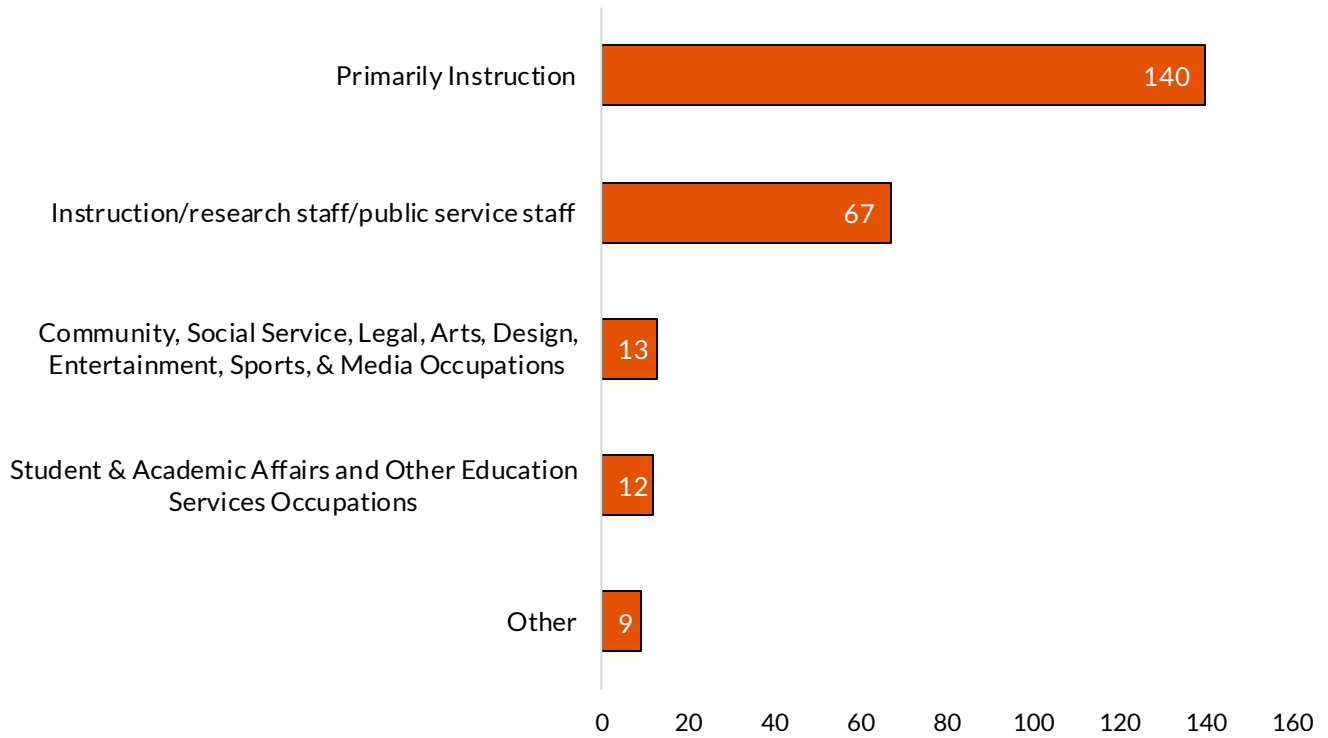


Occupational Category	Headcount
Management Occupations	94
Community, Social Service, Legal, Arts, Design, Entertainment, Sports, and Media Occupations	70
Student and Academic Affairs and other Education Services Occupations	50
Public Service Staff	36
Business and Financial Operations Occupations	35
Computer, Engineering, and Science Occupations	23
Healthcare Practitioners and Technical Occupations	8
Library Technicians	6
Librarians and Media Collection Specialists	3
<b>Total</b>	<b>325</b>

Data Source: IPEDS 2021-22 Human Resources (HR).



# Part-Time Staff



With faculty status  
 Without faculty status

Occupational Category	Headcount
Primarily Instruction	140
Instruction/research staff/public service staff	67
Community, Social Service, Legal, Arts, Design, Entertainment, Sports, & Media Occupations	13
Student & Academic Affairs and Other Education Services Occupations	12
Other	9
<b>Total</b>	<b>241</b>

Data Source: IPEDS 2021-22 Human Resources (HR).



# Finance Highlights

**\$5** million HSI STEM program grant



**310%** grant increase from 2018-19 to 2020-21



Over **40** research-based student learning opportunities



Over **\$4** million in research invested

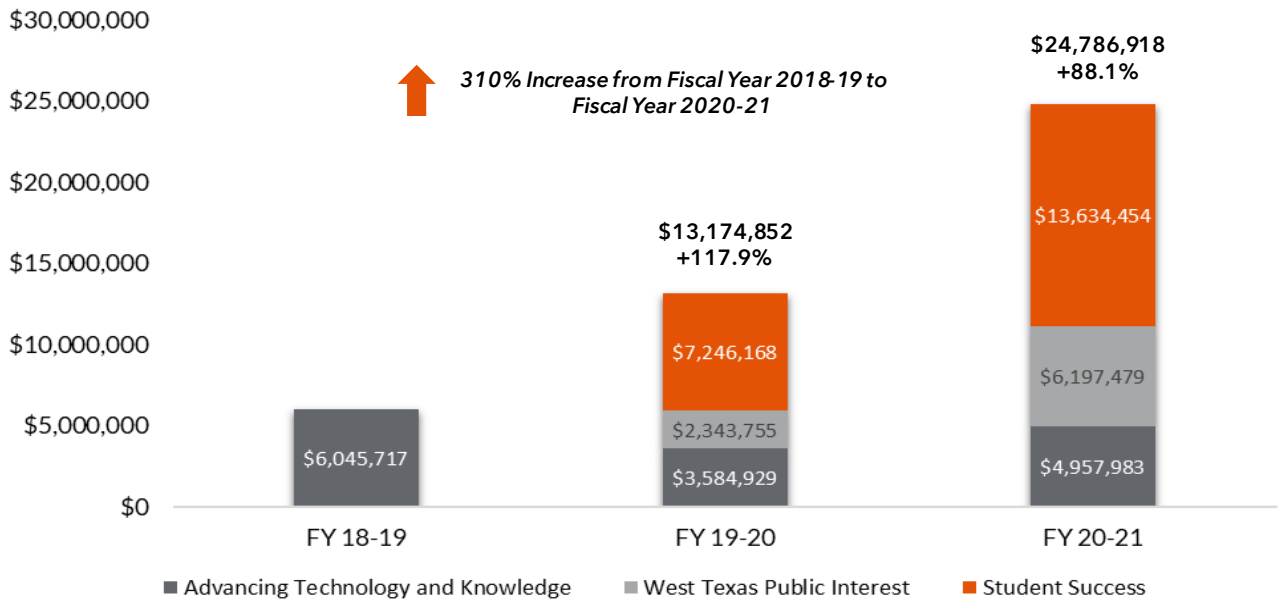


2  
0  
2  
1  
—  
2  
0  
2  
2

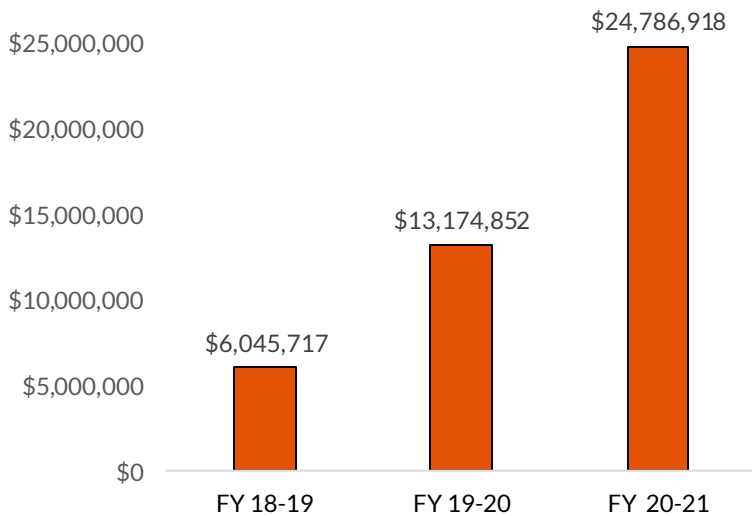


# Grants

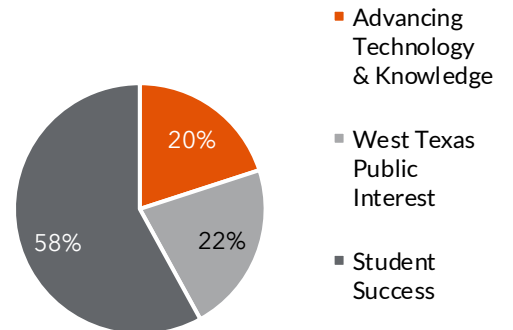
## Total Grant Funding Received by Fiscal Year



## Total Grant Funding Received by Fiscal Year



## Active Grant Portfolio



Data Source: Research and Sponsored Programs.

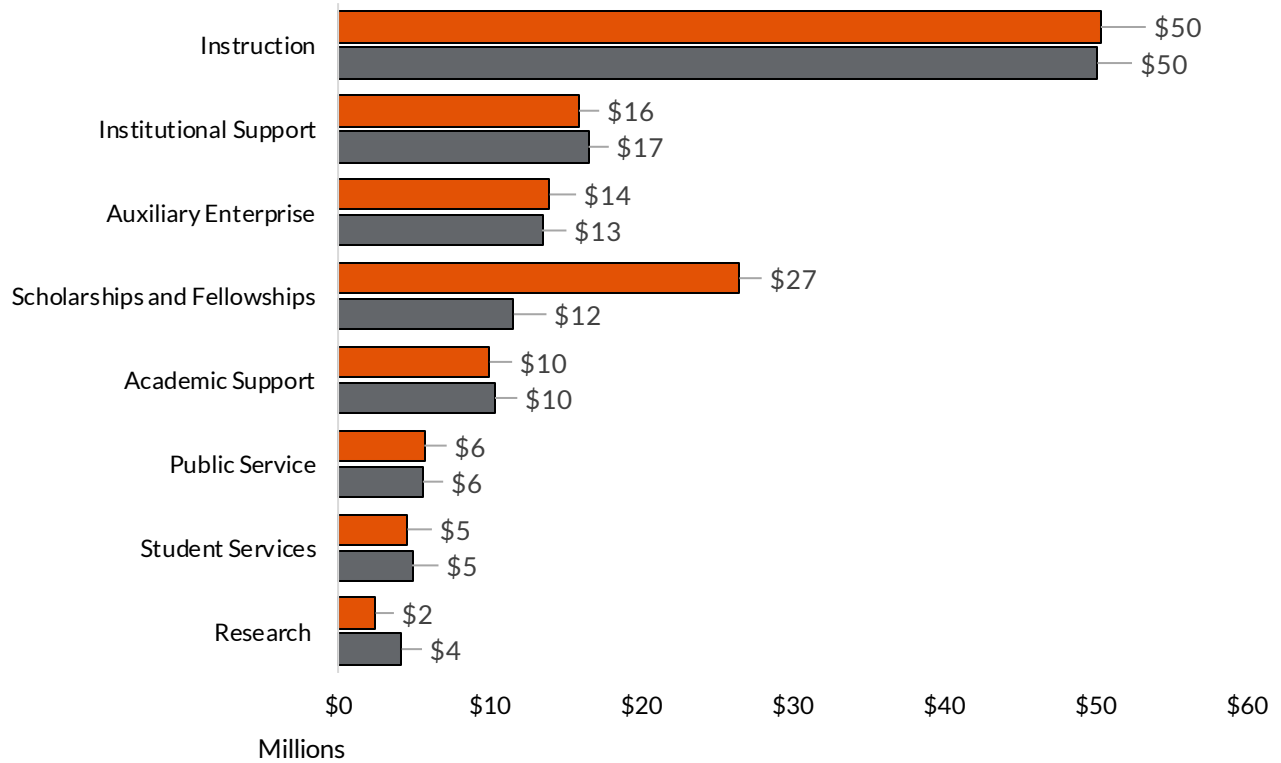




# Expenditures

## Expenditures

FY 2020 FY 2021



Expenditures	FY 2021	FY 2020	% Change
Instruction	\$ 50,202,790	\$ 50,436,794	-0.5%
Institutional Support	\$ 16,556,150	\$ 15,922,929	+4.0%
Auxiliary Enterprise	\$ 13,483,822	\$ 13,986,389	-3.6%
Scholarships & Fellowships	\$ 11,621,692	\$ 26,530,217	-56.2%
Academic Support	\$ 10,369,928	\$ 10,030,247	+3.4%
Public Service	\$ 5,605,306	\$ 5,700,632	-1.7%
Student Services	\$ 4,889,886	\$ 4,588,843	+6.6%
Research	\$ 4,205,797	\$ 2,482,467	+69.4%
<b>Total Expenses</b>	<b>\$ 116,935,371</b>	<b>\$ 129,678,518</b>	<b>-9.8%</b>



# IPEDS Definitions

Term	Definition
<b>Academic Rank</b>	A status designated by the institution according to the institution's policies. The IPEDS HR survey includes the ranks of Professor, Associate Professor, Assistant Professor, Instructor, and Lecturer.
<b>Academic support</b>	A functional expense category that includes expenses of activities and services that support the institution's primary missions of instruction, research, and public service. It includes the retention, preservation, and display of educational materials (for example, libraries, museums, and galleries); organized activities that provide support services to the academic functions of the institution (such as a demonstration school associated with a college of education or veterinary and dental clinics if their primary purpose is to support the instructional program); media such as audiovisual services; academic administration (including academic deans but not department chairpersons); and formally organized and separately budgeted academic personnel development and course and curriculum development expenses. Also included are information technology expenses related to academic support activities; if an institution does not separately budget and expense information technology resources, the costs associated with the three primary programs will be applied to this function and the remainder to institutional support. Institutions include actual or allocated costs for operation and maintenance of plant, interest, and depreciation.
<b>Admitted students</b>	Applicants that have been granted an official offer to enroll in a postsecondary institution.
<b>American Indian or Alaska Native</b>	A person having origins in any of the original peoples of North and South America (including Central America) who maintains cultural identification through tribal affiliation or community attachment.
<b>Applicant</b>	An individual who has fulfilled the institution's requirements to be considered for admission (including payment or waiving of the application fee, if any) and who has been notified of one of the following actions: admission, non-admission, placement on waiting list, or application withdrawn by applicant or institution.
<b>Asian</b>	A person having origins in any of the original peoples of the Far East, Southeast Asia, or the Indian Subcontinent, including, for example, Cambodia, China, India, Japan, Korea, Malaysia, Pakistan, the Philippine Islands, Thailand, and Vietnam.
<b>Auxiliary enterprises expenses</b>	Expenses for essentially self-supporting operations of the institution that exist to furnish a service to students, faculty, or staff, and that charge a fee that is directly related to, although not necessarily equal to, the cost of the service. Examples are residence halls, food services, student health services, intercollegiate athletics (only if essentially self-supporting), college unions, college stores, faculty and staff parking, and faculty housing. Institutions include actual or allocated costs for operation and maintenance of plant, interest and depreciation.

<b>Bachelor's degree</b>	An award (baccalaureate or equivalent degree, as determined by the Secretary, U.S. Department of Education) that normally requires at least 4 but not more than 5 years of full-time equivalent college-level work. This includes all bachelor's degrees conferred in a 5-year cooperative (work-study) program. A cooperative plan provides for alternate class attendance and employment in business, industry, or government; thus, it allows students to combine actual work experience with their college studies. Also includes bachelor's degrees in which the normal 4 years of work are completed in 3 years.
<b>Black or African American</b>	A person having origins in any of the black racial groups of Africa.
<b>Business and Financial Operations Occupations</b>	An occupational category based on the major group in the 2018 Standard Occupational Classification (SOC) Manual called "Business and Financial Operations Occupations."
<b>Cohort</b>	A specific group of students established for tracking purposes.
<b>Community, Social Service, Legal, Arts, Design, Entertainment, Sports, and Media Occupations</b>	An occupational category based on the following three major groups in the 2018 Standard Occupational Classification (SOC) Manual: 1) Community and Social Service Occupations 2) Legal Occupations and 3) Arts, Design, Entertainment, Sports, and Media Occupations.
<b>Completer</b>	A student who receives a degree, diploma, certificate, or other recognized postsecondary credential. In order to be considered a completer, the degree/award must actually be conferred.
<b>Completers within 150% of normal time</b>	Students who completed their program within 150% of the normal (or expected) time for completion.
<b>Computer, Engineering, and Science Occupations</b>	An occupational category based on the following three major groups in the 2018 Standard Occupational Classification (SOC) Manual: 1) Computer and Mathematical Occupations 2) Architecture and Engineering Occupations 3) Life, Physical, and Social Science Occupations.
<b>Credit</b>	Recognition of attendance or performance in an instructional activity (course or program) that can be applied by a recipient toward the requirements for a postsecondary degree, diploma, certificate, or other recognized postsecondary credential, irrespective of the activity's unit of measurement.
<b>Degree/certificate-seeking students</b>	Students enrolled in courses for credit who are seeking a degree, certificate, or other recognized postsecondary credential. This includes students who: - received any type of federal financial aid, regardless of what courses they took at any time; - received any state or locally based financial aid with an eligibility requirement that the student be enrolled in a degree, certificate, or transfer-seeking program; or - obtained a student visa to study at a U.S. postsecondary institution. High school students also enrolled in postsecondary courses for credit are not considered degree/certificate-seeking.

<b>Endowment Funds</b>	Funds whose principal is nonexpendable (true endowment) and that are intended to be invested to provide earnings for institutional use. Also includes term endowments and funds functioning as endowment.
<b>Expenses</b>	The outflow or other using up of assets or incurrence of liabilities (or a combination of both) from delivering or producing goods, rendering services, or carrying out other activities that constitute the institution's ongoing major or central operations or in generating revenues. Alternatively, expenses may be thought of as the costs of goods and services used to produce the educational services provided by the institution. Expenses result in a reduction of net assets.
<b>Faculty Status</b>	A status designated by the institution according to the institution's policies. "Faculty" may include staff with academic appointments (instruction, research, public service) and other staff members who are appointed as faculty members. The designation "faculty" is separate from the activities to which the staff members are currently assigned. For example, a president, provost, or librarian may also be appointed as a faculty member. For IPEDS reporting, graduate assistants do not have faculty status.
<b>Fall cohort</b>	The group of students entering in the fall term established for tracking purposes. For the Graduation Rates component, this includes all students who enter an institution as full-time, first-time degree or certificate-seeking undergraduate students during the fall term of a given year.
<b>First-time student (undergraduate)</b>	A student who has no prior postsecondary experience (except as noted below) attending any institution for the first time at the undergraduate level. This includes students enrolled in academic or occupational programs. It also includes students enrolled in the fall term who attended college for the first time in the prior summer term, and students who entered with advanced standing (college credits or recognized postsecondary credential earned before graduation from high school).
<b>Foreign National</b>	A person who is not a citizen or national of the United States but who has been admitted as a legal immigrant for the purpose of obtaining permanent resident alien status (and who holds either an alien registration card (Form I-551 or I-151), a Temporary Resident Card (Form I-688), or an Arrival-Departure Record (Form I-94) with a notation that conveys legal immigrant status such as Section 207 Refugee, Section 208 Asylee, Conditional Entrant Parolee or Cuban-Haitian).
<b>FTE Staff</b>	The full-time-equivalent (FTE) of staff is calculated by summing the total number of full-time staff from the Employees by Assigned Position (EAP) component and adding one-third of the total number of part-time staff.
<b>Full-time staff (employees)</b>	As defined by the institution. The type of appointment at the snapshot date determines whether an employee is full-time or part-time. The employee's term of contract is not considered in making the determination of full- or part-time.
<b>Full-time student</b>	Undergraduate: A student enrolled for 12 or more semester credits, or 12 or more quarter credits, or 24 or more clock hours a week each term. Graduate: A student enrolled for 9 or more semester credits, or 9 or more quarter credits, or a student involved in thesis or dissertation preparation that is considered full-time by the institution. Doctor's degree - Professional practice - fulltime as defined by the institution.

<b>Full-year cohort</b>	This is a group of students entering at any time during the 12-month period for tracking and reporting. For Graduation Rate (GR), a full-year cohort is from September 1 through August 31 and is used primarily by institutions that offer occupational programs of varying lengths. Students must be full-time and first-time to be considered in the cohort. For Outcome Measures (OM) component, all degree-granting institutions report on a full-year cohort from July 1 through June 30. Students are reported once in one of the four OM cohorts: first-time, full-time; first-time, part-time; non-first-time, full-time; or non-first-time, part-time.
<b>Graduate student</b>	A student who holds a bachelor's degree or above and is taking courses at the postbaccalaureate level. These students may or may not be enrolled in graduate programs.
<b>Graduation rate</b>	The rate required for disclosure and/or reporting purposes under Student Right-to-Know Act. This rate is calculated as the total number of completers within 150% of normal time divided by the revised adjusted cohort
<b>Hispanic/Latino</b>	A person of Cuban, Mexican, Puerto Rican, South or Central American, or other Spanish culture or origin, regardless of race/
<b>Institutional support</b>	A functional expense category that includes expenses for the day-to-day operational support of the institution. Includes expenses for general administrative services, central executive-level activities concerned with management and long range planning, legal and fiscal operations, space management, employee personnel and records, logistical services such as purchasing and printing, and public relations and development. Also includes information technology expenses related to institutional support activities. If an institution does not separately budget and expense information technology resources, the IT costs associated with student services and operation and maintenance of plant will also be applied to this function.
<b>Instruction</b>	A functional expense category that includes expenses of the colleges, schools, departments, and other instructional divisions of the institution and expenses for departmental research and public service that are not separately budgeted. Includes general academic instruction, occupational and vocational instruction, community education, preparatory and adult basic education, and regular, special, and extension sessions. Also includes expenses for both credit and noncredit activities. Excludes expenses for academic administration where the primary function is administration (e.g., academic deans). Information technology expenses related to instructional activities if the institution separately budgets and expenses information technology resources are included (otherwise these expenses are included in academic support). Institutions include actual or allocated costs for operation and maintenance of plant, interest, and depreciation.
<b>Instructional Staff</b>	An occupational category that is comprised of staff who are either: 1) Primarily Instruction or 2) Instruction combined with research and/or public service. The intent of the Instructional Staff category is to include all individuals whose primary occupation includes instruction at the institution.
<b>Librarians and Media Collections Specialists</b>	An occupational category based on the broad occupation in the 2018 Standard Occupational Classification (SOC) Manual called "Librarians and Media Collections Specialists" (SOC code 25-4020).

<b>Library and Student and Academic Affairs and Other Education Services Occupations</b>	An occupational category consisting of the following: 1. Archivists, Curators, and Museum Technicians 2. Librarians and Media Collections Specialists 3. Library Technicians 4. Student and Academic Affairs and Other Education Services Occupations
<b>Library Technicians</b>	An occupational category based on the broad occupation in the 2018 Standard Occupational Classification (SOC) Manual called "Library Technicians" (SOC code 25-4030).
<b>Management Function</b>	Management function should include those staff whose job it is to plan, direct, or coordinate policies, programs, and may include some supervision of other workers. In addition, Postsecondary Deans should be classified in this category as well, even though they perform similar activities to the workers that they supervise. For additional guidance please refer to the Crosswalk for the IPEDS Human Resources Occupational Functions.
<b>Master's degree</b>	An award that requires the successful completion of a program of study of at least the full-time equivalent of 1 but not more than 2 academic years of work beyond the bachelor's degree. Some of these degrees, such as those in Theology (M.Div., M.H.L./Rav) that were formerly classified as "first-professional", may require more than two full-time equivalent academic years of work
<b>Native Hawaiian or Other Pacific Islander</b>	A person having origins in any of the original peoples of Hawaii, Guam, Samoa, or other Pacific Islands.
<b>Natural Resources, Construction, and Maintenance Occupations</b>	An occupational category based on the following three major groups in the 2018 Standard Occupational Classification (SOC) Manual: 1) Farming, Fishing, and Forestry Occupations 2) Construction and Extraction Occupations and 3) Installation, Maintenance, and Repair Occupations.
<b>Office and Administrative Support Occupations</b>	An occupational category based on the major group in the 2018 Standard Occupational Classification (SOC) Manual called "Office and Administrative Support Occupations."
<b>Part-time staff (employees)</b>	As determined by the institution. The type of appointment at the snapshot date determines whether an employee is full-time or part-time. The employee's term of contract is not considered in making the determination of full- or part-time. Casual employees (hired on an ad-hoc basis or occasional basis to meet short-term needs) and students in the College Work-Study Program (CWS) are not considered part-time staff.
<b>Part-time student</b>	Undergraduate: A student enrolled for either less than 12 semester or quarter credits, or less than 24 clock hours a week each term. Graduate: A student enrolled for less than 9 semester or quarter credits.
<b>Production, Transportation, and Material Moving Occupations</b>	An occupational category based on the following two major groups in the 2018 Standard Occupational Classification (SOC) Manual: 1) Production Occupations and 2) Transportation and Material Moving Occupations.
<b>Public service</b>	A functional expense category that includes expenses for activities established primarily to provide noninstructional services beneficial to individuals and groups external to the institution. Examples are conferences, institutes, general advisory service, reference bureaus, and similar services provided to particular sectors of the community. This function includes expenses for community services, cooperative extension services, and public broadcasting services. Also includes information technology expenses related to the public service

	activities if the institution separately budgets and expenses information technology resources (otherwise these expenses are included in academic support). Institutions include actual or allocated costs for operation and maintenance of plant, interest, and depreciation.
<b>Public Service staff</b>	An occupational category used to classify persons whose specific assignments customarily are made for the purpose of carrying out public service activities such as agricultural extension services, clinical services, or continuing education. Regardless of title, academic rank, or tenure status, these employees formally spend the majority of their time carrying out public service activities. (This category includes employees with a public service assignment regardless of the location of the assignment (e.g., in the field rather than on campus)). (This category was called Primarily public service prior to 2012-13.)
<b>Race and ethnicity unknown</b>	The category used to report students or employees whose race and ethnicity are not known.
<b>Research</b>	A functional expense category that includes expenses for activities specifically organized to produce research outcomes and commissioned by an agency either external to the institution or separately budgeted by an organizational unit within the institution. The category includes institutes and research centers, and individual and project research. This function does not include non-research sponsored programs (e.g., training programs). Also included are information technology expenses related to research activities if the institution separately budgets and expenses information technology resources (otherwise these expenses are included in academic support.) Institutions include actual or allocated costs for operation and maintenance of plant, interest, and depreciation.
<b>Research Staff</b>	An occupational category used to classify persons whose specific assignments customarily are made for the purpose of conducting research. Regardless of title, academic rank, or tenure status, these employees formally spend the majority of their time conducting research. (This category was called Primarily research prior to 2012-13.)
<b>Residence</b>	A person's permanent address determined by such evidence as a driver's license or voter registration. For entering freshmen, residence may be the legal residence of a parent or guardian.
<b>Retention rate</b>	A measure of the rate at which students persist in their educational program at an institution, expressed as a percentage. For four-year institutions, this is the percentage of first-time bachelors (or equivalent) degree-seeking undergraduates from the previous fall who are again enrolled in the current fall. For all other institutions this is the percentage of first-time degree/certificate-seeking students from the previous fall who either re-enrolled or successfully completed their program by the current fall.
<b>Sales and Related Occupations</b>	An occupational category based on the major group in the 2018 Standard Occupational Classification (SOC) Manual called "Sales and Related Occupations."
<b>Scholarships and fellowships</b>	Outright grants-in-aid, trainee stipends, tuition and fee waivers, and prizes awarded to students by the institution, including Pell grants. Awards to undergraduate students are most commonly referred to as "scholarships" and those to graduate students as "fellowships." These awards do not require the performance of services while a student (such as teaching) or subsequently as a

	result of the scholarship or fellowship. The term does not include loans to students (subject to repayment), College Work-Study Program (CWS), or awards granted to a parent of a student because of the parent's faculty or staff status. Also not included are awards to students where the selection of the student recipient is not made by the institution.
<b>Service Occupations</b>	An occupational category based on the following five major groups in the 2018 Standard Occupational Classification (SOC) Manual: 1) Healthcare Support Occupations 2) Protective Service Occupations 3) Food Preparation and Serving Related Occupations 4) Building and Grounds Cleaning and Maintenance Occupations and 5) Personal Care and Service Occupations.
<b>Student Services</b>	A functional expense category that includes expenses for admissions, registrar activities, and activities whose primary purpose is to contribute to students emotional and physical well-being and to their intellectual, cultural, and social development outside the context of the formal instructional program. Examples include student activities, cultural events, student newspapers, intramural athletics, student organizations, supplemental instruction outside the normal administration, and student records. Intercollegiate athletics and student health services may also be included except when operated as self-supporting auxiliary enterprises. Also may include information technology expenses related to student service activities if the institution separately budgets and expenses information technology resources (otherwise these expenses are included in institutional support.) Institutions include actual or allocated costs for operation and maintenance of plant, interest, and depreciation.
<b>Tenure</b>	Status of a personnel position with respect to permanence of the position.
<b>Tenure track</b>	Personnel positions that lead to consideration for tenure
<b>Transfer-out rate</b>	Total number of students who are known to have transferred out of the reporting institution within 150% of normal time to completion divided by the adjusted cohort.
<b>Undergraduate</b>	A student enrolled in a 4- or 5-year bachelor's degree program, an associate's degree program, or a vocational or technical program below the baccalaureate
<b>White</b>	A person having origins in any of the original peoples of Europe, the Middle East, or North Africa.





THE UNIVERSITY OF TEXAS  
**PERMIAN BASIN**™

## UT Permian Basin

4901 E. University Blvd.  
Odessa, Texas 79762

Email: [IR@UTPB.edu](mailto:IR@UTPB.edu)

### UTPB Admissions

