

## UTPB Milestones

- 1969 Authorized as an upper-level university by the 61st Legislature
- 1973 University opened with 1,112 students
- 1991 Initiated four-year undergraduate program
- 2002 First online degrees  
(MBA, MS in Kinesiology, BS in Criminal Justice)
- 2008 Entry into NCAA II
- 2009 BS in Mechanical Engineering implemented
- 2010 First University to implement AVID  
(Advancement Via Individual Determination)
- 2011 New Student Activity Center, Science & Technology Building,  
& Wagner Noël Performing Arts Center open  
BS in Petroleum Engineering, MA in Mathematics added
- 2012 Accelerated degrees introduced  
Early College High School with Presidio ISD launched  
\$10,000 Texas Science Scholars program implemented
- 2013 \$5,000 Online Completion Degree Program (BAAS)  
BS in Nursing and Bachelor's in Music added
- 2014 UTPB STEM Academy opened
- 2016 First football team takes to the field
- 2017 UTPB names Sandra Woodley as 6<sup>th</sup> president  
Groundbreaking for the new Engineering Building  
Chemical and Electrical Engineering Programs authorized  
College of Business and Engineering into two separate to form  
two individual colleges

## Accomplishments

- 2 Piper Professors and 8 Regent's Outstanding Teaching Awards
- 2013 U.S. News & World Report: Ranks UTPB in top tier of Best  
Regional Master's Universities
- 2010 Washington Monthly: Ranks UTPB in top third of Master's  
Universities nationally
- 2010 Washington Monthly: Lists UTPB in top 20 for social mobility
- 2010 SACSCOC reaccreditation completed: No recommendations,  
no follow-up
- 2010 Education Trust: Recognized UTPB for graduating a higher  
proportion of minority students
- Dual Credit Students: 1,100 (Fall 2013)
- Number of new undergraduate degrees since 2003: 10
- Number of new graduate degrees since 2003: 4
- Number of completely online programs: 16
- Percent of students who take at least one online course: 66%

## UT Permian Basin Mission Statement

The University of Texas of the Permian Basin is a general academic university of The University of Texas System. The University of Texas System is committed to pursue high-quality educational opportunities for the enhancement of the human resources of Texas, the nation, and the world through intellectual and personal growth.

The mission of The University of Texas of the Permian Basin is to provide quality education to all qualified students in a supportive educational environment; to promote excellence in teaching, research, and service; and to serve as a resource for the intellectual, social, economic, and technological advancement of our diverse constituency in Texas and the region.

## Accreditations

- Association to Advance Collegiate Schools of Business (AACSB Intl)
- Accreditation Board for Engineering & Technology (ABET)
- Council on Social Work Education (CSWE)
- National Association of Schools of Art and Design (NASAD)
- National Council for Accreditation of Teacher Education (NCATE)
- Southern Association of Colleges and Schools (SACSOC)
- State Board for Educator Certification (SBEC)

### Office of Institutional Research

4901 E. University Blvd.  
Odessa, TX 79762  
(432) 552-3110

The University of Texas of the Permian Basin is an EEO/AA employer.

## Quick Facts



**2017 - 2018**

**www.utpb.edu**

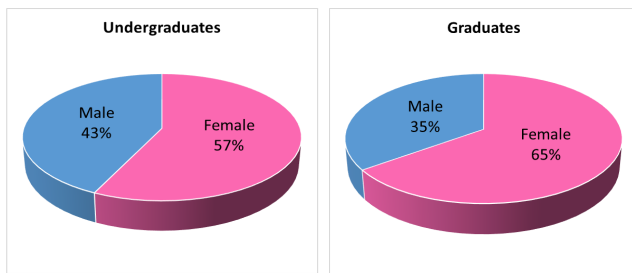
**(432) 552-2020**

## Student Profile

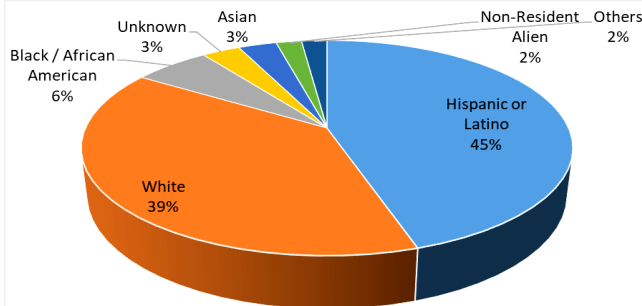
### Funded Enrollment

Class Level	Fall 2017	%	Fall 2007	%
Dual Credit	2227	31.7	6	0.2
Freshman	607	8.6	565	15.9
Sophomore	715	10.2	633	17.8
Junior	1120	15.9	713	20.9
Senior	1396	19.9	807	22.7
Post-Bacc	329	4.7	316	8.9
Master's	628	8.9	489	13.7
<b>Total</b>	<b>7022</b>		<b>3559</b>	

### Gender—Fall 2017



### Ethnicity—Fall 2017



### Average Age

Dual Credit	Undergraduate	Graduate
18	26	34

### Semester Credit Hours

	Fall 2017	Fall 2007	% Change
Dual Credit	9,692	31	+312%
Undergraduate	46,828	34,692	+35%
Graduate	4,195	2,964	+42%
<b>Total</b>	<b>60,715</b>	<b>37,687</b>	<b>+61%</b>

## Degrees Awarded

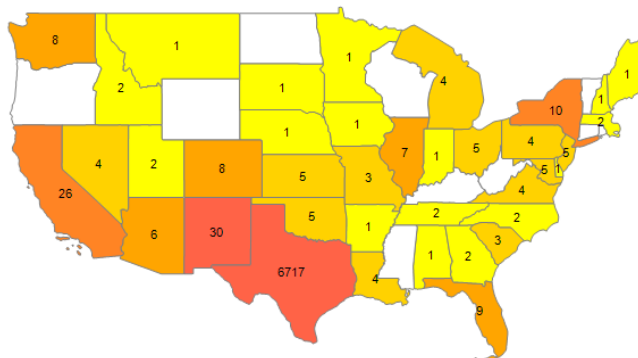
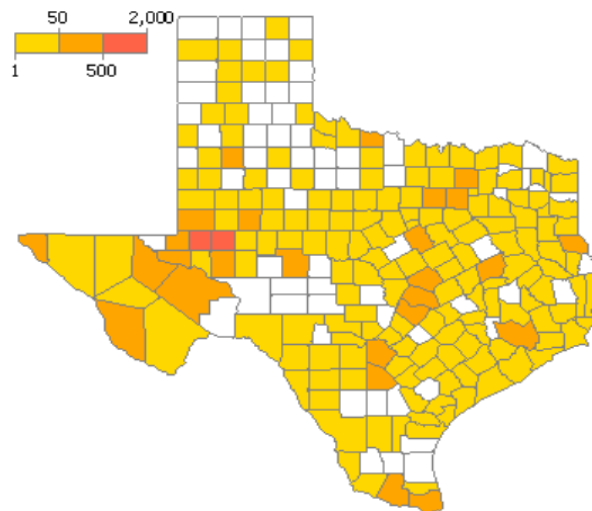
	FY 2017	FY 2007	% Change
Bachelor's	803	510	+57%
Master's	215	119	+81%

### Top 3 Degrees Awarded—FY 17

	Bachelor's	Master's
Management	109	53
Psychology	107	42
Petroleum Engr.	55	27

### Student Origin—Fall 2017

Students	%	Origin
3,340	47.6	15 Regional Texas Counties
3,377	48.1	174 Other Texas Counties
188	2.7	41 Other U.S. States
117	1.7	36 Foreign Countries



## Campus Housing

	Fall 2017	Fall 2012	% Change
Beds Occupied	741	622	+19.1%
Beds Available	1,173	578	+103%

## Financial Profile

### Revenues & Expenses

Revenues:	FY 2017	FY 2012
Net Tuition & Fees	\$21,531,164	\$10,347,098
Grants & Contracts	\$18,246,418	\$6,368,420
Auxiliary Enterprises	\$6,510,154	\$3,333,135
State Appropriation	\$34,349,476	\$28,136,392
Gifts & Contributions	\$2,084,096	\$1,923,313
Other	\$13,552,564	\$3,333,135
<b>Total Revenues</b>	<b>\$96,273,873</b>	<b>\$53,441,492</b>
Expenses:		
Instruction & Academic Support	\$36,574,935	\$18,343,757
Research & Public Services	\$3,322,632	\$2,552,146
Student Services & Scholarships	\$6,008,899	(\$3,441,803)
Institutional Support & Plant Ops.	\$16,724,599	\$11,801,953
Auxiliary Enterprises	\$8,866,355	\$4,074,123
Depreciation	\$15,843,939	\$11,187,380
<b>Total Expenses</b>	<b>\$87,340,939</b>	<b>\$45,517,557</b>
<b>Income / Loss</b>	<b>\$8,932,934</b>	<b>\$8,923,935</b>

## Economic Impact

- Spending on goods and services: \$xx.x million.
- Net impact of UTPB in Permian Basin: \$xx.x million.
- Total impact on the regional economy: \$xxx.x million
- Impact of alumni in the regional workforce \$xxx million