

## UTPB Milestones

- 1969- Authorized as upper-level university by 61st Legislature
- 1973- University opened with 1,112 students
- 1991- Initiated four-year undergraduate program
- 2002- First online degrees (MBA, MS in Kinesiology, BS in Criminal Justice)
- 2008- Entry into NCAA II
- 2009- BS in Mechanical Engineering implemented
- 2010- First University to implement AVID (Advancement Via Individual Determination)
- 2011- Opened Student Activity Center, Science & Technology Building, and Wagner Noël Performing Arts Center
- 2011- BS in Petroleum Engineering, MA in Mathematics added
- 2012- Accelerated degrees introduced
- 2012- Early College High School with Presidio ISD launched
- 2012- \$10,000 Texas Science Scholars program implemented (48 students: fall 2014)
- 2013- BS in Nursing and Bachelor's in Music added
- 2014- UTPB STEM Academy opened (K-6)
- 2016- First Football Team takes to the field

## Accreditations

- \* AACSB International (Association to Advance Collegiate Schools of Business)
- \* ABET (Accreditation Board for Engineering & Technology)
- \* CAATE (Commission on Accreditation of Athletic Training Education)
- \* CAEP (Council for the Accreditation of Educator Preparation) - formerly NCATE
- \* CSWE (Council on Social Work Education)
- \* NASAD (National Association of Schools of Art and Design)
- \* NASM (National Association of Schools of Music)
- \* SBEC (State Board for Educator Certification)

**SACSCOC:** UT Permian Basin is accredited by the Commission on Colleges of the Southern Association of Colleges and Schools to award baccalaureate and master's degrees. Contact the Commission on Colleges at 1866 Southern Lane, Decatur, Georgia 30033-4097 or call 404-679-4500 for questions about the status of UT Permian Basin.

## UT Permian Basin Mission Statement

The University of Texas of the Permian Basin is a general academic university of The University of Texas System. The University of Texas System is committed to pursue high-quality educational opportunities for the enhancement of the human resources of Texas, the nation, and the world through intellectual and personal growth.

The mission of The University of Texas of the Permian Basin is to provide quality education to all qualified students in a supportive in-person and online educational environment; to promote excellence in teaching, research, and service; and to serve as a resource for the intellectual, social, economic, technological advancement, and healthcare of the diverse constituency in Texas and the region.

## Accomplishments

- 2 Piper Professors and 9 Regent's Outstanding Teaching Awards
- Ranked 3rd among Texas 4-year public universities in placing its graduates in jobs, graduate or professional school within one year (THECB)
- 2015 U.S. News & World Report Best Online Bachelor's Programs Badge-Eligible
- Invited by the American Council on Education (ACE) and USA Funds to participate in innovation projects
- 2013 U.S. News & World Report: Ranks UTPB in top tier of Best Regional Master's Universities
- 2010 Washington Monthly: Ranks UTPB in top third of Master's Universities nationally
- 2010 SACSCOC reaccreditation completed: No recommendations, no follow-up
- Dual Credit Students: 1,201 (Fall 2014)
- Number of new undergraduate degrees since 2003: 10
- Number of new graduate degrees since 2003: 4
- Number of completely online programs: 16

Office of Institutional Research,  
Planning, and Effectiveness  
4901 E. University, Odessa, Texas 79762  
[www.utpb.edu/irpe](http://www.utpb.edu/irpe)

The University of Texas of the Permian Basin is an EEO/AA employer.



# Quick Facts

## The University of Texas of the Permian Basin



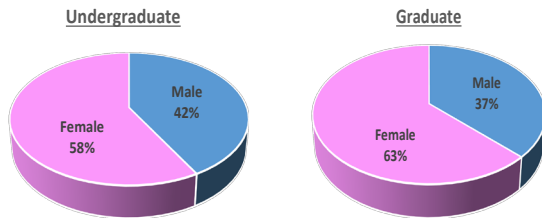
## 2014-2015

[www.utpb.edu](http://www.utpb.edu)  
(432) 552-2020

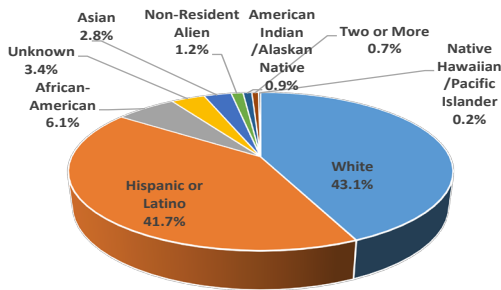
## Student Profile

| Enrollment         |              |              |            |
|--------------------|--------------|--------------|------------|
| Class Level        | Fall 2014    | Fall 2004    | % change   |
| Dual Credit        | 1,201        | 0            |            |
| Freshman           | 597          | 560          | 7%         |
| Sophomore          | 730          | 648          | 13%        |
| Junior             | 1,147        | 714          | 61%        |
| Senior             | 986          | 663          | 49%        |
| Post-Baccalaureate | 333          | 338          | -1%        |
| Master's           | 566          | 368          | 54%        |
| <b>Total</b>       | <b>5,560</b> | <b>3,291</b> | <b>69%</b> |

### By Gender- Fall 2014



### By Ethnicity- Fall 2014



### Average Age - Fall 2014

| (excluding dual credit) | Freshman | Undergraduate | Graduate |
|-------------------------|----------|---------------|----------|
|                         | 20       | 25            | 32       |

### Semester Credit Hours

|               | Fall 2014 | Fall 2004 | % change |
|---------------|-----------|-----------|----------|
| Undergraduate | 47,704    | 31,532    | 51%      |
| Graduate      | 3,862     | 2,884     | 34%      |

## Degrees Awarded

|                      | FY 2014 | FY 2004 | % change |
|----------------------|---------|---------|----------|
| Bachelor's           | 626     | 443     | 41%      |
| Master's             | 196     | 109     | 80%      |
| To minority students | 325     | 167     | 95%      |

### Top 3 Degrees Awarded (FY 2014)

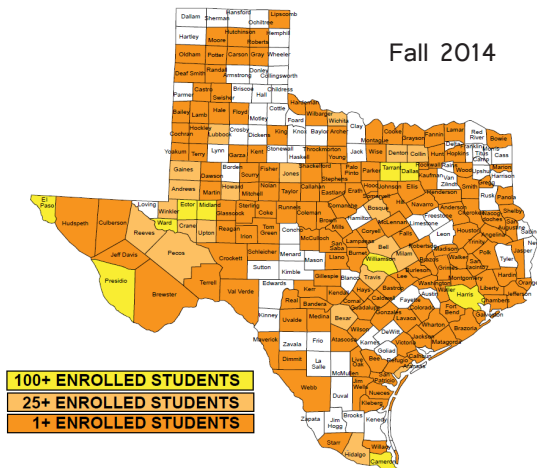
| Bachelor's                |    | Master's               |    |
|---------------------------|----|------------------------|----|
| Psychology                | 59 | Management             | 33 |
| Multidisciplinary Studies | 55 | Special Education      | 29 |
| Management                | 49 | Educational Leadership | 22 |

## Campus Housing

|                      | Fall 2014 | Fall 2004 | % change |
|----------------------|-----------|-----------|----------|
| Total beds occupied  | 781       | 359       | 118%     |
| Total beds available | 887       | 422       | 110%     |

## Student Origin- Fall 2014

|                |      |                   |     |
|----------------|------|-------------------|-----|
| Ector/ Midland | 2230 |                   | 40% |
| Other Texas    | 3111 | from 183 counties | 56% |
| Other U.S.     | 153  | from 31 states    | 3%  |
| International  | 66   | from 31 countries | 1%  |



## Faculty Profile

| Faculty                                |                  |
|--|------------------|
| <b>Faculty by rank</b>                 | <b>Fall 2014</b> |
| Professor                              | 19               |
| Associate Professor                    | 42               |
| Assistant Professor                    | 29               |
| Visiting & full-time Lecturer          | 41               |
| Part-time & Adjunct                    | 97               |
| <b>Total (non-administrative)</b>      | <b>228</b>       |
| Tenured/tenure-track faculty (% of FT) | 65%              |
| Percent of full-time faculty           | 57%              |
| Student/ faculty Ratio                 | 23:1             |

## University Profile

| External Funds                            |             |             |
|---|-------------|-------------|
|   | FY 2014     | FY 2010     |
| External or sponsored research fund       | \$5,353,988 | \$6,008,022 |
| Number of external Grants to T/TT faculty | 23          | 25          |
| Number of T/TT faculty holding grants     | 12          | 13          |

## Support

|                  | FY 2014      | FY 2010      |
|------------------|--------------|--------------|
| Endowment Assets | \$42,054,414 | \$16,839,931 |
| Gifts            | \$6,397,666  | \$5,681,645  |

## Economic Impact

- Spending on goods and services: \$64.5 million
- Net impact of UTPB in Permian Basin: \$42.5 million
- Total impact on the regional economy: \$248.5 million
- Impact of alumni in the regional workforce: \$201 million